

## PPSA 2008 Year End Benchmark Survey

Company	IR	Manhours	Total Recordable Cases (G+H+I+J)	Cases Involving Days Away, Restricted or Transferred (DART)	Cases Involving Days Away From Work	Fatalities	Category
---------	----	----------	----------------------------------	---	-------------------------------------	------------	----------

### Bag Plants

International Paper	2.42	247,616	3	0	1	0	Bag Plants
---------------------	------	---------	---	---	---	---	------------

### Tubes & Cores

Smurfit-Stone	0.00	72,616	0	0	0	0	Tubes & Cores
<b>Weighted Average</b>	<b>0.00</b>	<b>72,616</b>	<b>-</b>	<b>-</b>	<b>-</b>	<b>-</b>	

### Corrugated Converting-Sheet Plants/Sheet Feeders

Green Bay Pkg	0.00	72,486	0	0	0	0	Sheet Plant
Great Northern Corp	0.68	884,571	3	3	1	0	Sheet Plant
Smurfit-Stone Container	1.01	3,377,087	17	4	1	0	Sheet Plant
Georgia-Pacific	1.19	1,349,013	8	6	2	0	Sheet Plant
Temple-Inland	1.58	1,899,106	15	8	6	0	Sheet Plant
Packaging Corp of America	2.19	2,832,503	31	7	3	0	Sheet Plant
International Paper	2.80	1,357,737	19	5	1		Sheet Plant
Boise Inc.	3.09	259,249	4	2	2	0	Sheet Plant
<b>Weighted Average</b>	<b>1.61</b>	<b>12,031,752</b>	<b>97</b>	<b>35</b>	<b>16</b>	<b>-</b>	

### Corrugated Converting/ Corrugated Plant

Smurfit-Stone Container	1.05	28,251,058	149	63	29	0	Corrugated Plant
International Paper	1.53	21,492,477	164	39	29	0	Corrugated Plant
Boise Inc.	1.81	1,771,088	16	8	3	0	Corrugated Plant
Georgia-Pacific	1.77	10,411,991	92	50	21	0	Corrugated Plant
Temple-Inland	2.27	14,161,097	161	96	54	0	Corrugated Plant
Packaging Corp of America	2.83	10,093,751	143	62	20	0	Corrugated Plant
Great Northern Corp	2.97	404,581	6	2	2	0	Corrugated Plant
Green Bay Pkg	6.28	3,058,660	96	49	12	0	Corrugated Plant
<b>Weighted Average</b>	<b>1.85</b>	<b>89,644,703</b>	<b>827</b>	<b>369</b>	<b>170</b>	<b>-</b>	

### Folding Carton

Green Bay Pkg	3.94	253,925	5	3	0	0	Folding Carton
Great Northern Corp	6.66	120,141	4	1	0		Folding Carton
<b>Weighted Average</b>	<b>#DIV/0!</b>	<b>-</b>	<b>-</b>	<b>-</b>	<b>-</b>	<b>-</b>	

### Other Paper Converting (Tissue, Envelopes, Cups, Specialty)

Georgia-Pacific	1.15	6,105,019	35	21	10	0	Other Paper
International Paper	1.23	10,573,204	65	20	9		Other Paper
AbitibiBowater	1.38	145,424	1	1	1	0	Other Paper
Temple-Inland	1.88	318,402	3	3	1	0	Other Paper
Great Northern Corp	3.36	417,246	7	6	2	0	Other Paper
Mohawk Fine Papers Inc.	3.38	295,986	5	0	0	0	Specialty
Buckeye Technologies	4.46	179,513	4	4	4	0	Other Paper
Green Bay Pkg	4.57	699,465	16	9	1	0	Other Paper
<b>Weighted Average</b>	<b>1.45</b>	<b>18,734,259</b>	<b>136</b>	<b>64</b>	<b>28</b>	<b>-</b>	

### Siding, Veneer, Plywood, Particleboard, MDF

Louisiana Pacific	0.96	6,682,697	32	19	13	0	Siding
Georgia-Pacific	1.13	17,678,038	100	53	35	0	Siding
Temple-Inland	1.26	1,899,933	12	7	5	0	Siding
Weyerhaeuser Company	1.27	7,541,360	48	29	23	0	Siding
Boise Cascade LLC	2.79	3,866,108	54	32	20	0	Siding
<b>Weighted Average</b>	<b>1.31</b>	<b>37,668,136</b>	<b>246</b>	<b>140</b>	<b>96</b>	<b>-</b>	

## PPSA 2008 Year End Benchmark Survey

Company	IR	Manhours	Total Recordable Cases (G+H+I+J)	Cases Involving Days Away, Restricted or Transferred (DART)	Cases Involving Days Away From Work	Fatalities	Category
---------	----	----------	----------------------------------	---	-------------------------------------	------------	----------

### Woodland Operations including Chip Mills

Smurfit-Stone Container	0.00	391,944	0	0	0	0	Woodlands
Packaging Corp of America	0.00	80,347	0	0	0	0	Woodlands
Boise Inc.	0.00	42,900	0	0	0	0	Woodlands
Georgia-Pacific	0.17	1,146,612	1	0	0	0	Woodlands
Weyerhaeuser Company	0.60	3,650,183	11	5	5	0	Woodlands
Rayonier	1.16	690,572	4	2	2	0	Woodlands
International Paper	1.29	772,344	5	2	1	0	Woodlands
AbitibiBowater	1.52	3,952,658	30	18	10	0	Woodlands
Green Bay Pkg	2.96	67,486	1	1	0	0	Woodlands
<b>Weighted Average</b>	<b>0.96</b>	<b>10,795,046</b>	<b>52</b>	<b>28</b>	<b>18</b>	<b>-</b>	

### Gypsum

Georgia-Pacific	1.16	4,480,380	26	11	5	0	Gypsum
Temple-Inland	1.37	727,962	5	2	0	0	Gypsum
<b>Weighted Average</b>	<b>1.19</b>	<b>5,208,342</b>	<b>31</b>	<b>13</b>	<b>5</b>	<b>-</b>	

### Sawmills

Smurfit-Stone Container	0.00	69,231	0	0	0	0	Sawmills
Weyerhaeuser Company	0.88	10,668,786	47	21	11	1	Sawmills
Rayonier	0.92	872,744	4	3	0	0	Sawmills
Packaging Corp of America	1.15	174,048	1	1	0	0	Sawmills
International Paper	1.52	262,881	2	0	0	0	Sawmills
Temple-Inland	1.60	2,005,185	16	7	3	0	Sawmills
AbitibiBowater	1.99	4,729,686	47	33	19	0	Sawmills
Georgia-Pacific	2.22	3,244,412	36	23	12	0	Sawmills
Boise Cascade LLC	2.27	1,676,343	19	10	7	0	Sawmills
Green Bay Pkg	7.88	152,245	6	1	1	0	Sawmills
<b>Weighted Average</b>	<b>1.49</b>	<b>23,855,561</b>	<b>178</b>	<b>99</b>	<b>53</b>	<b>1</b>	

### Paperboard, Pulp, Paper, Boxboard, Newsprint, etc.

Weyerhaeuser Company	0.66	5,481,095	18	10	9	0	Newsprint
Temple-Inland	0.84	3,332,333	14	9	8	0	Newsprint
Smurfit-Stone Container	0.84	10,690,421	45	39	27	0	Newsprint
International Paper	1.12	24,736,571	139	21	32	0	Newsprint
Boise Inc.	1.25	5,755,619	36	20	8	0	Newsprint
Domtar	1.64	16,235,481	133	76	56	0	Newsprint
Georgia-Pacific	1.75	31,725,424	277	145	86	1	Newsprint
AbitibiBowater	2.04	20,811,445	212	91	57	1	Newsprint
Sappi Fine Paper	2.07	5,886,984	61	22	13	0	Newsprint
Mohawk Fine Papers Inc.	2.84	1,195,481	17	1	1	0	Newsprint
Packaging Corp of America	2.99	3,474,579	52	20	16	3	Newsprint
Glatfelter	3.00	5,664,976	85	46	23	0	Newsprint
Rayonier	3.11	2,442,312	38	25	17	0	Newsprint
NewPage	3.18	15,210,773	242	92		0	Newsprint
Buckeye Technologies	3.67	2,124,420	39	27	18	0	Newsprint
Green Bay Pkg	5.78	760,680	22	8	2	0	Newsprint
<b>Weighted Average</b>	<b>1.84</b>	<b>155,528,594</b>	<b>1,430</b>	<b>652</b>	<b>373</b>	<b>5</b>	

<b>100% Recycle</b>							
International Paper	0.45	443,743	1	0	0	0	100% Recycle
Smurfit-Stone Container	0.68	590,056	2	1	1	0	100% Recycle
Temple-Inland	1.39	430,667	3	2	1	0	100% Recycle
AbitibiBowater	2.62	762,389	10	6	5	0	100% Recycle
Green Bay Pkg	6.08	295,984	9	4	1		100% Recycle
<b>Weighted Average</b>	<b>1.98</b>	<b>2,522,839</b>	<b>25</b>	<b>13</b>	<b>8</b>	<b>0</b>	

## PPSA 2008 Year End Benchmark Survey

Company	IR	Manhours	Total Recordable Cases (G+H+I+J)	Cases Involving Days Away, Restricted or Transferred (DART)	Cases Involving Days Away From Work	Fatalities	Category
---------	----	----------	----------------------------------	---	-------------------------------------	------------	----------

### Recycle Collection

International Paper	0.36	552,085	1	0	0	0	Recycle Collection
Smurfit-Stone	0.61	1,956,260	6	2	1	0	Recycle Collection
Caraustar (Recovered Fiber Div.)	1.90	526,800	5	2	2	0	Recycle Collection
Georgia-Pacific	2.91	274,483	4	2	2	0	Recycle Collection
<b>Weighted Average</b>	<b>0.79</b>	<b>3,035,145</b>	<b>12</b>	<b>4</b>	<b>3</b>	-	

### Distribution Operations-Wood

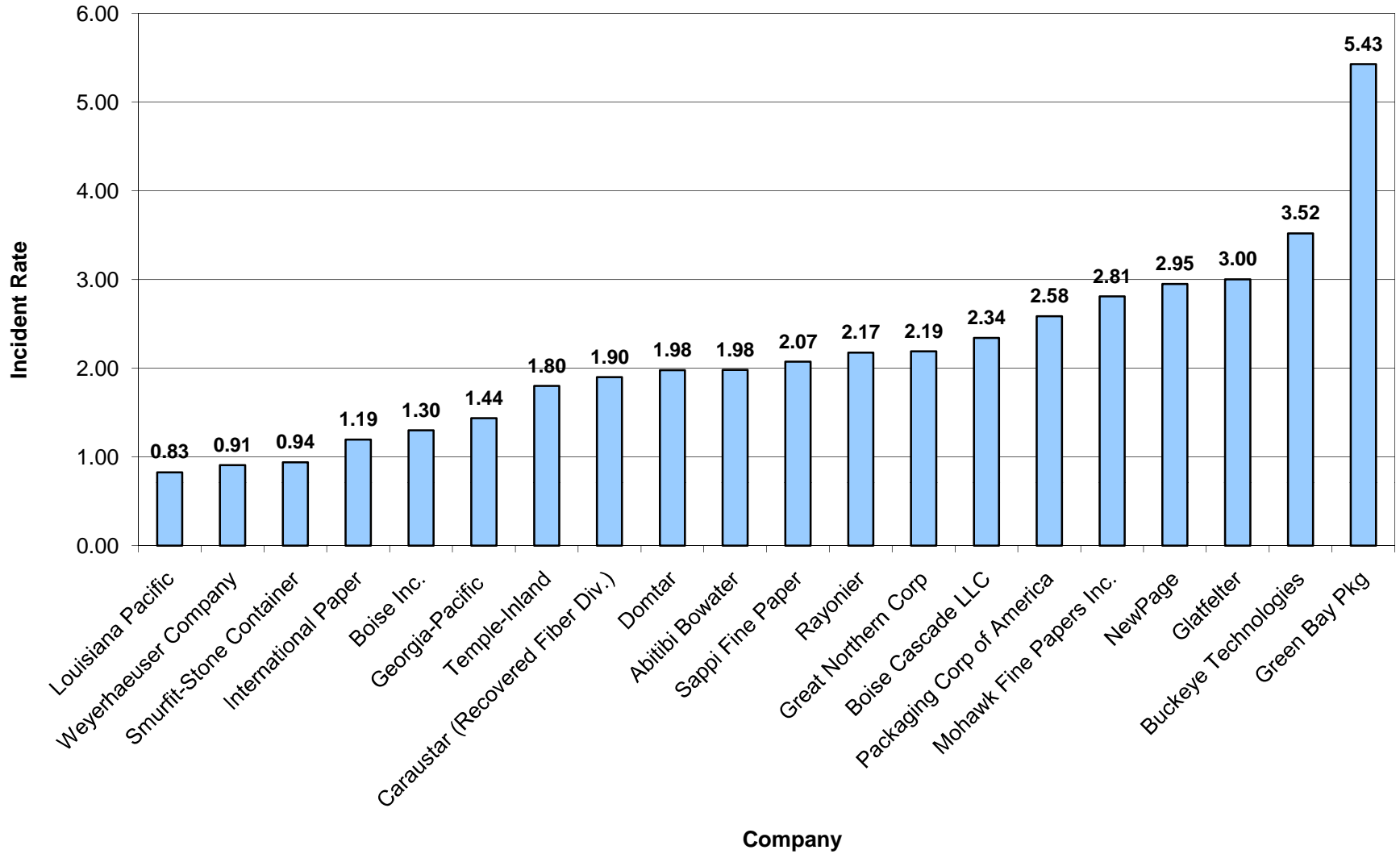
Weyerhaeuser Company	1.00	3,396,584	17	6	4	0	dist Ops Wood
<b>Weighted Average</b>	<b>1.00</b>	<b>3,396,584</b>	<b>17</b>	<b>6</b>	<b>4</b>	-	

### Distribution Operations-Paper

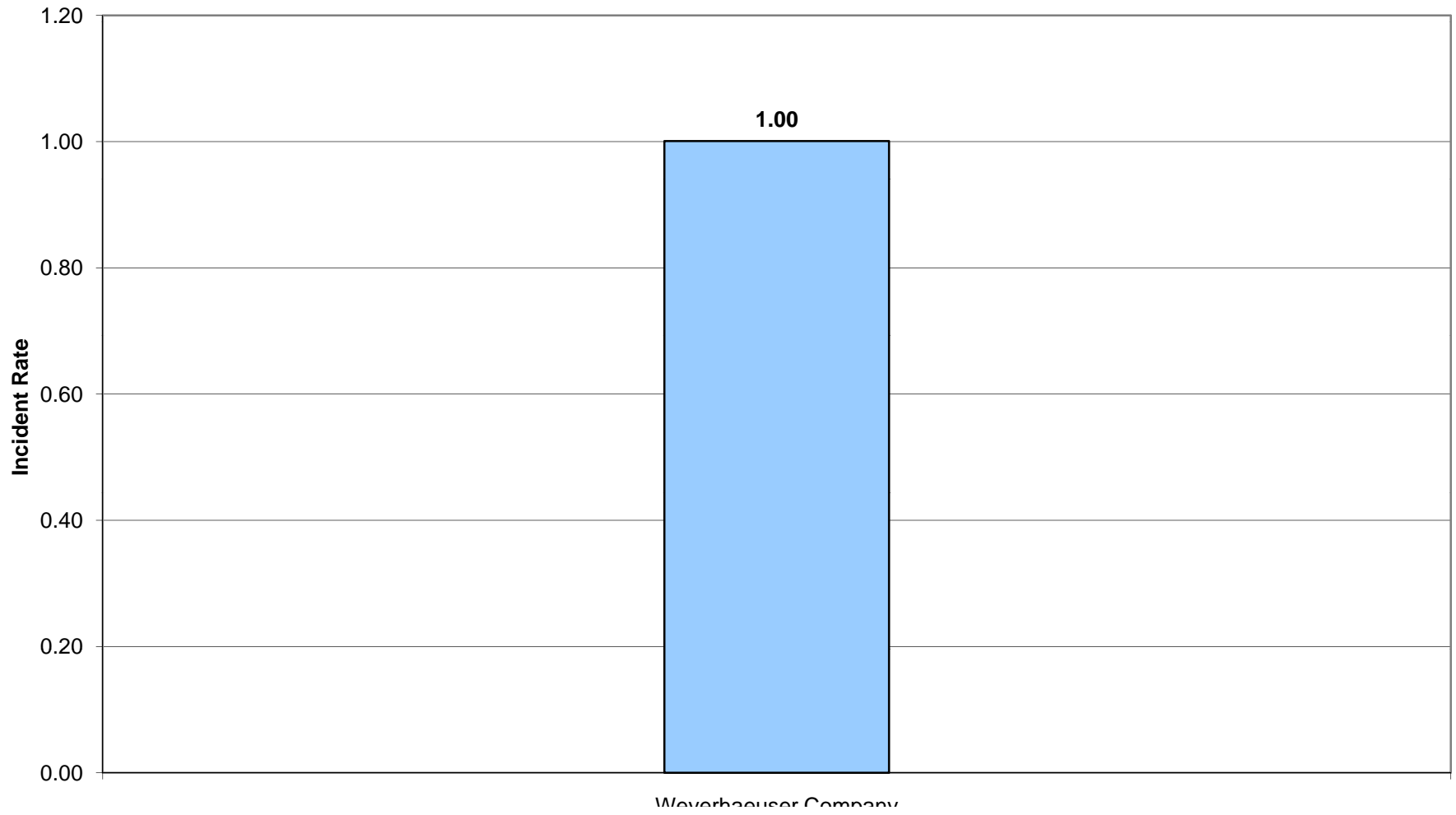
Packaging Corp of America	0.00	134,505	0	2	0	0	Dist Ops Paper
Mohawk Fine Papers Inc.	0.00	74,324	0	0	0	0	Dist Ops Paper
International Paper	1.12	17,301,970	97	40	13	0	Dist Ops Paper
Boise Inc.	2.49	80,441	1	0	0	0	Dist Ops Paper
Georgia-Pacific	4.23	377,969	8	8	1	0	Dist Ops Paper
<b>Weighted Average</b>	<b>1.18</b>	<b>17,969,209</b>	<b>106</b>	<b>50</b>	<b>14</b>	<b>0</b>	

Company Totals							
Louisiana Pacific	0.83	7,745,177	32	19	13	0	
Weyerhaeuser Company	0.91	40,796,096	185	93	68	1	
Smurfit-Stone Container	0.94	46,858,833	220	110	59	0	
International Paper	1.19	85,706,539	512	129	90	1	
Boise Inc.	1.30	9,241,612	60	32	15	0	
Georgia-Pacific	1.44	87,020,339	625	339	193	1	
Temple-Inland	1.80	25,679,822	231	135	79	0	
Caraustar (Recovered Fiber Div.)	1.90	526,800	5	2	2	0	
Domtar	1.98	22,563,518	223	130	89	0	
Abitibi Bowater	1.98	30,401,602	301	149	92	1	
Sappi Fine Paper	2.07	5,886,984	61	22	13	0	
Rayonier	2.17	4,324,056	47	30	19	0	
Great Northern Corp	2.19	1,826,539	20	12	5	0	
Boise Cascade LLC	2.34	9,394,638	110	70	40	0	
Packaging Corp of America	2.58	17,641,356	228	92	39	3	
Mohawk Fine Papers Inc.	2.81	1,565,791	22	1	1	0	
NewPage	2.95	16,757,483	247	93	N/A, not currently collected from all sites	0	
Glatfelter	3.00	5,664,976	85	46	23	0	
Buckeye Technologies	3.52	2,558,394	45	31	22	0	
Green Bay Pkg	5.43	6,265,500	170	84	21	0	
<b>Reporting Companies</b>	<b>1.60</b>	<b>428,426,055</b>	<b>3429</b>	<b>1,619</b>	<b>883</b>	<b>7</b>	
<b>Weighted Average</b>							

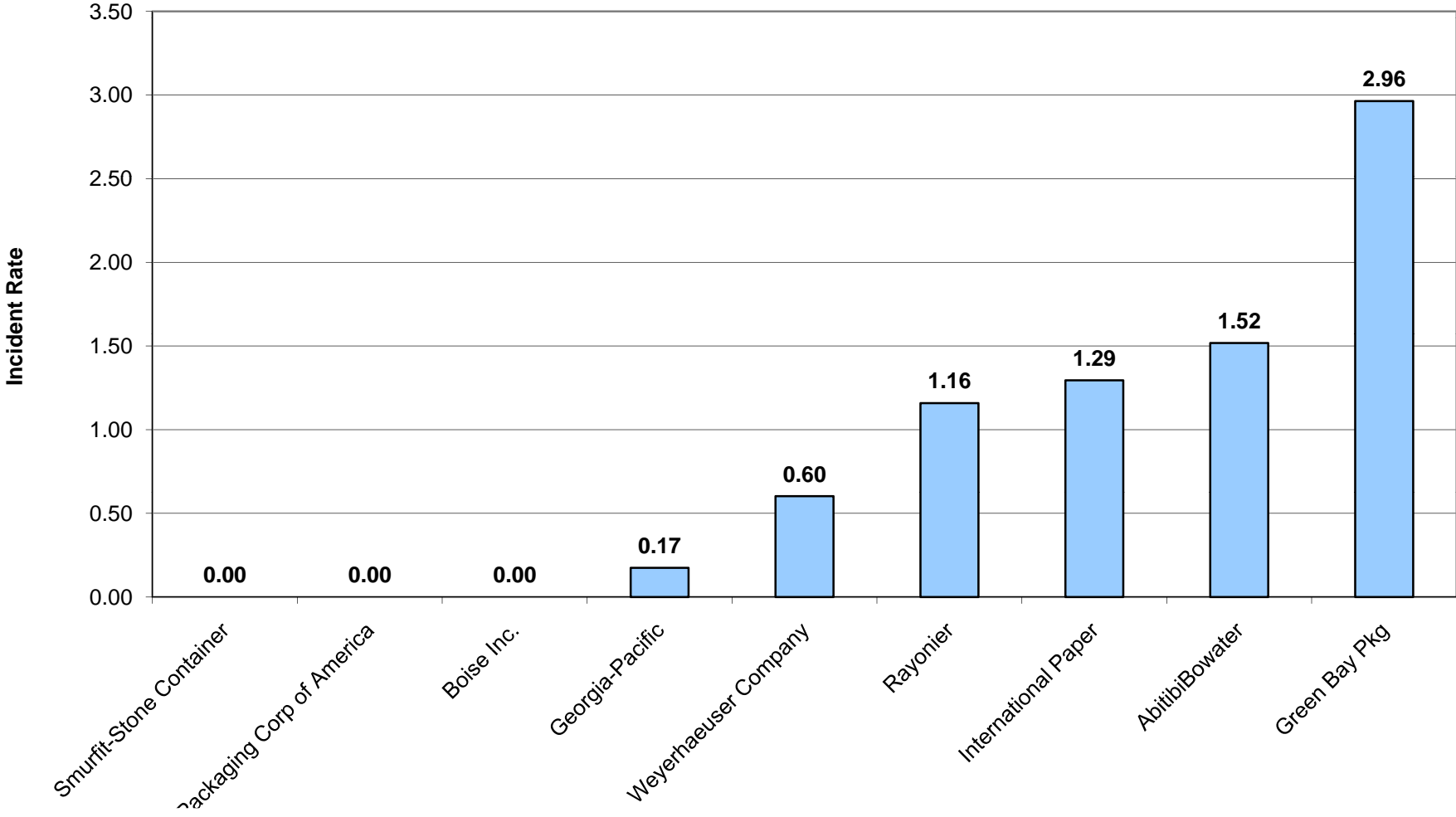
## 2008 PPSA Year End Benchmark Company Totals



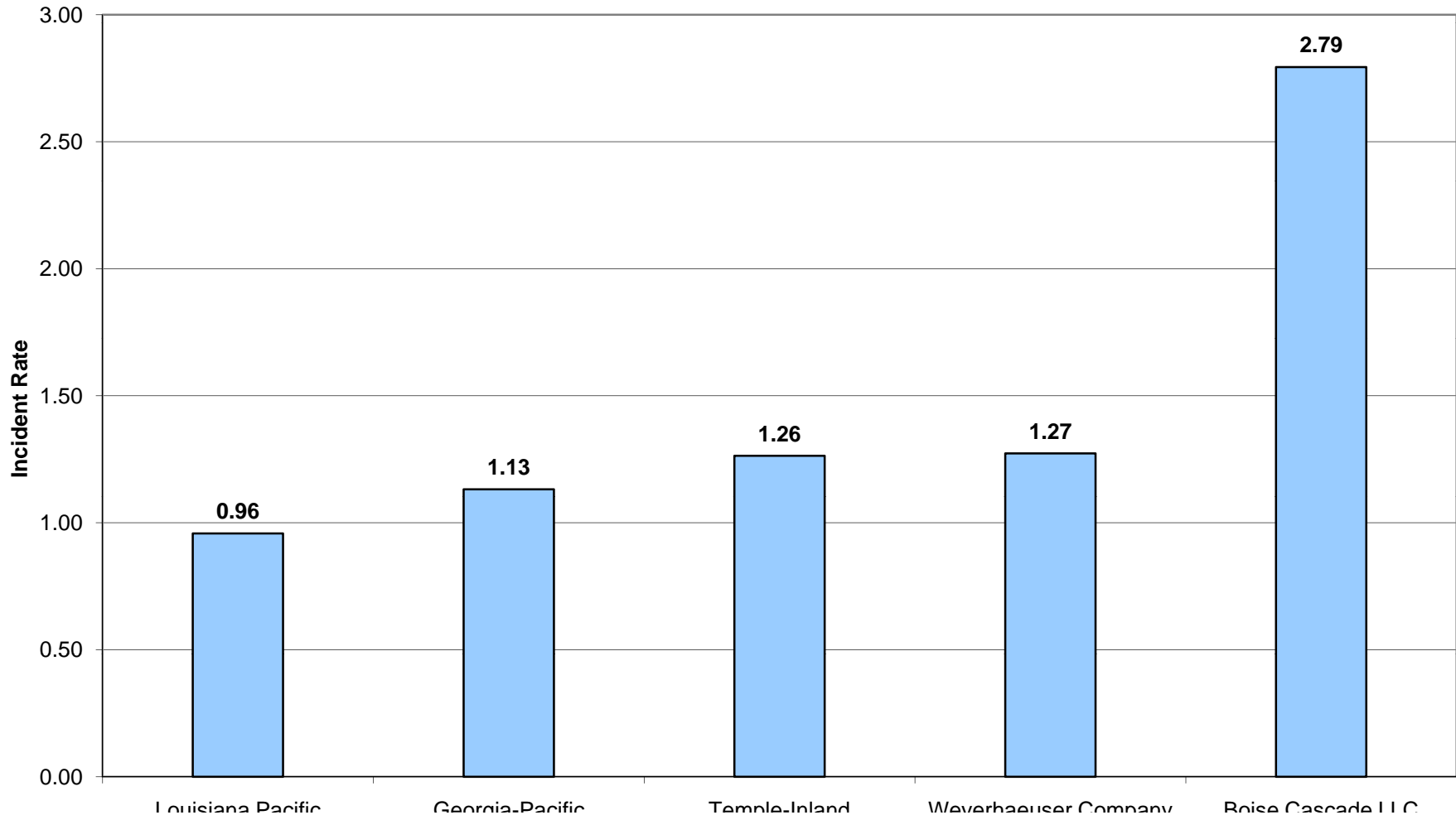
**2008 PPSA Year End Benchmark  
Distribution Operations - Wood**



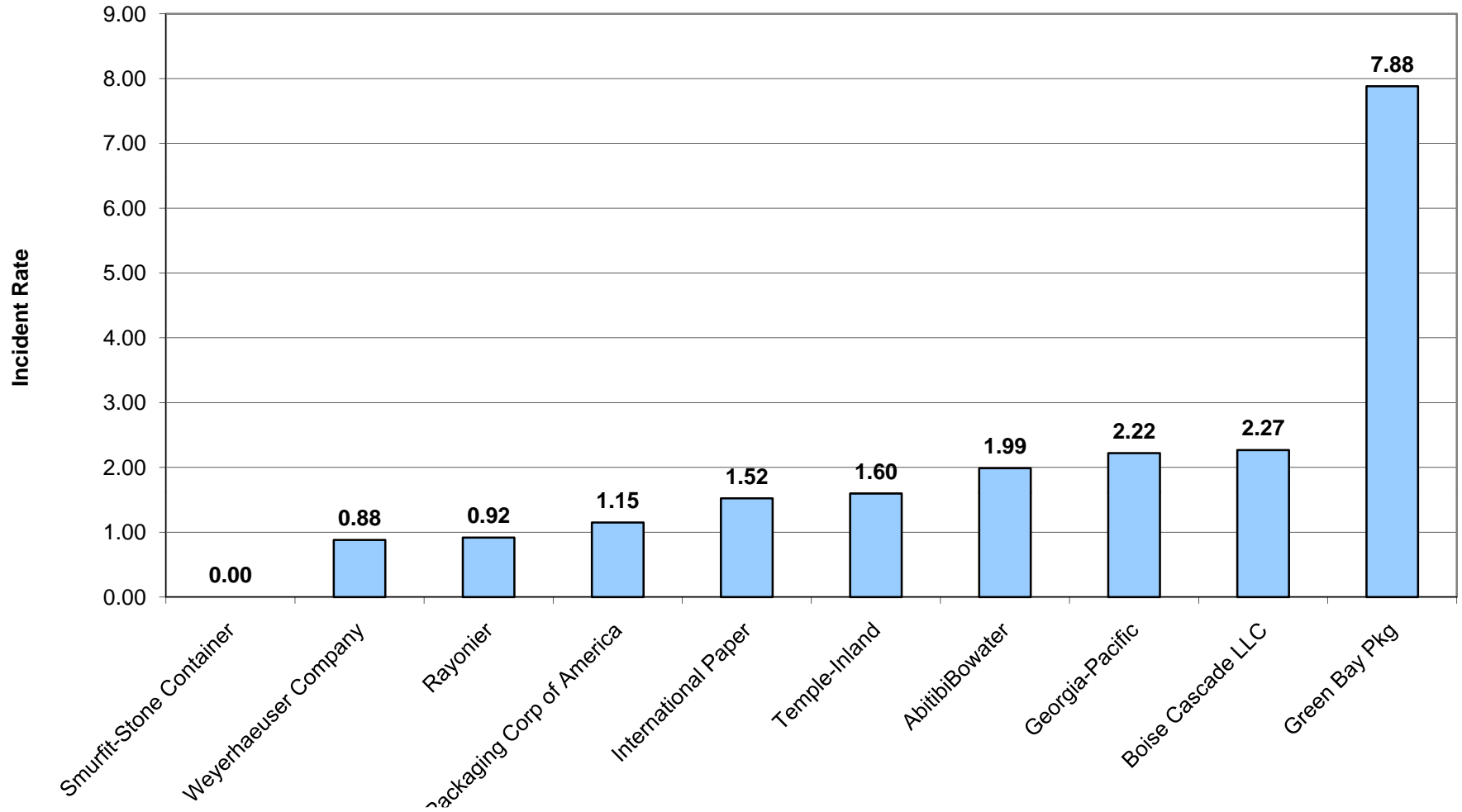
**2008 PPSA Year End Benchmark  
Woodland Operations (including Chip Mills)**



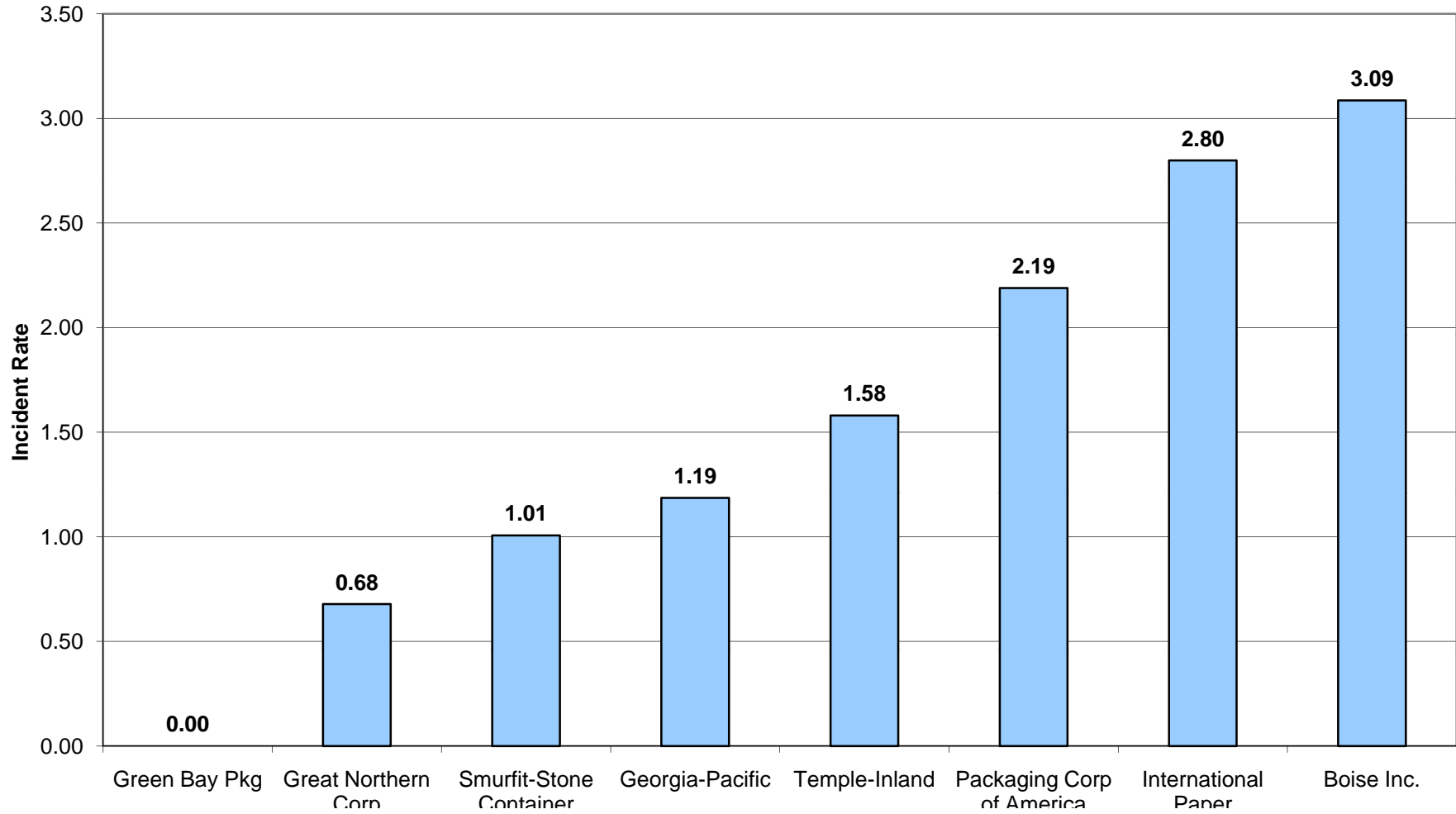
**2008 PPSA Year End Benchmark**  
**Siding, Veneer, Plywood**



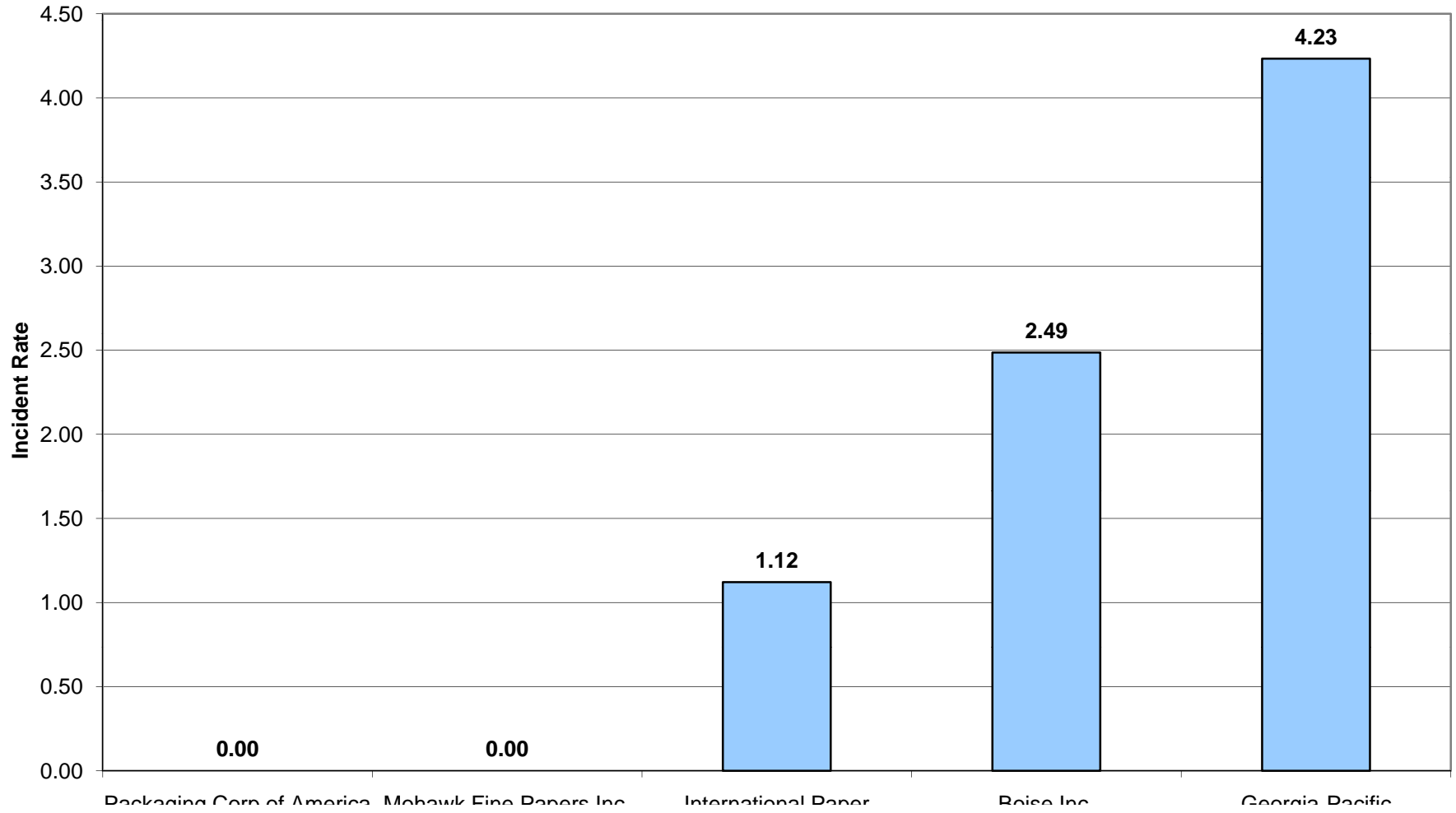
## 2008 PPSA Year End Benchmark Sawmills



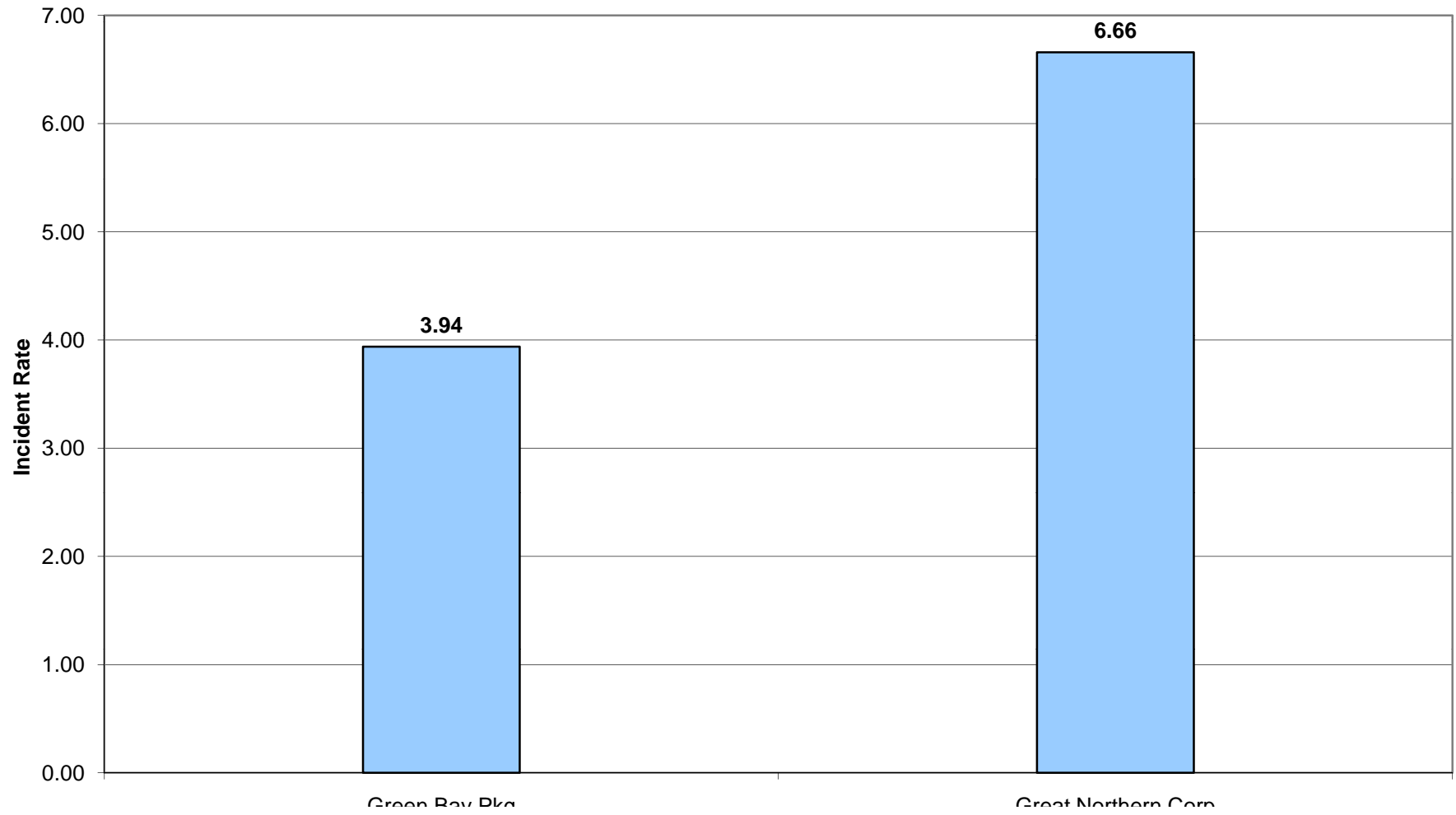
**2008 PPSA Year End Benchmark  
Sheet Plants/Sheet Feeders**



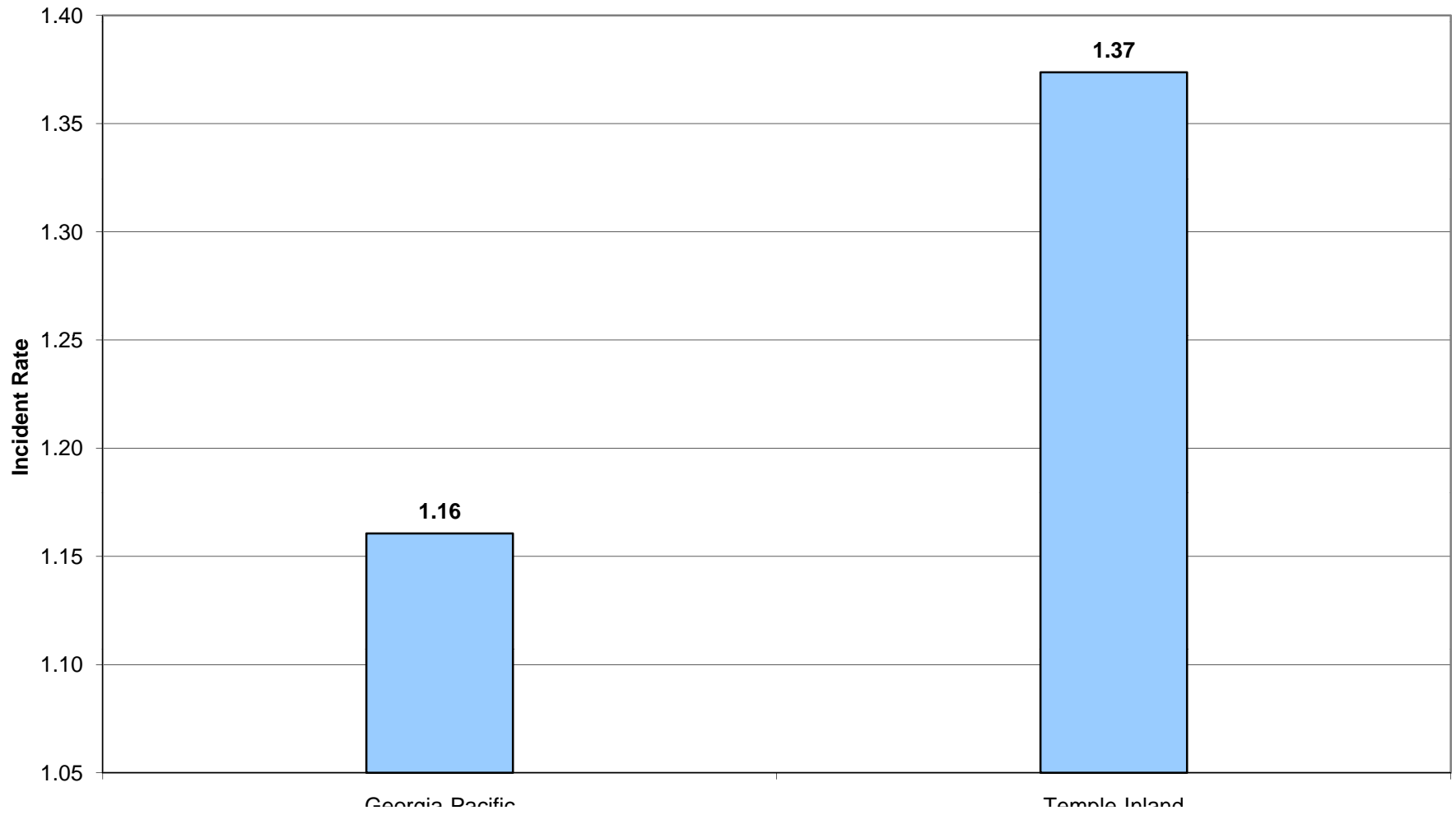
**2008 PPSA Year End Benchmark  
Distribution Operations - Paper**



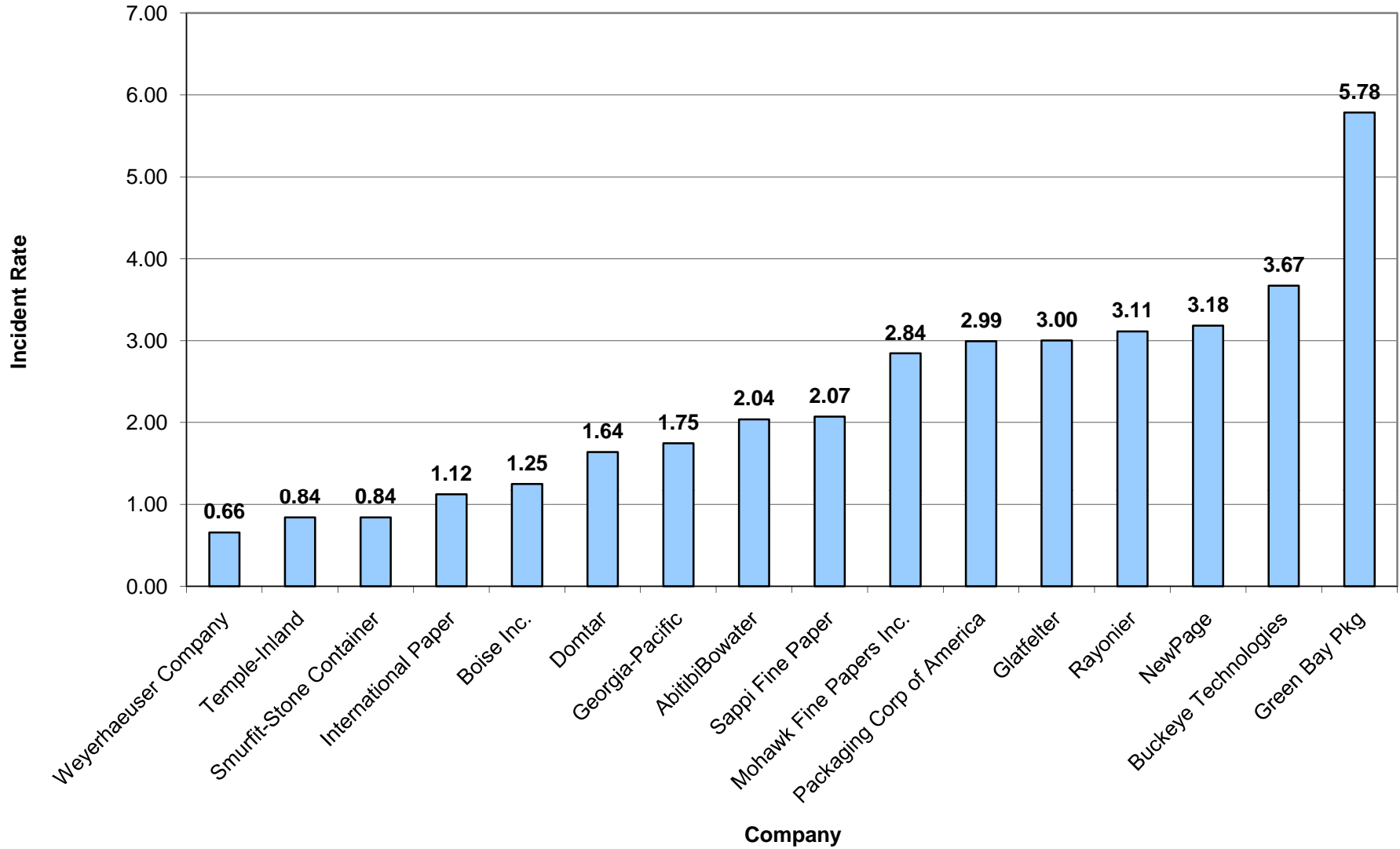
## 2008 PPSA Year End Benchmark Folding Carton



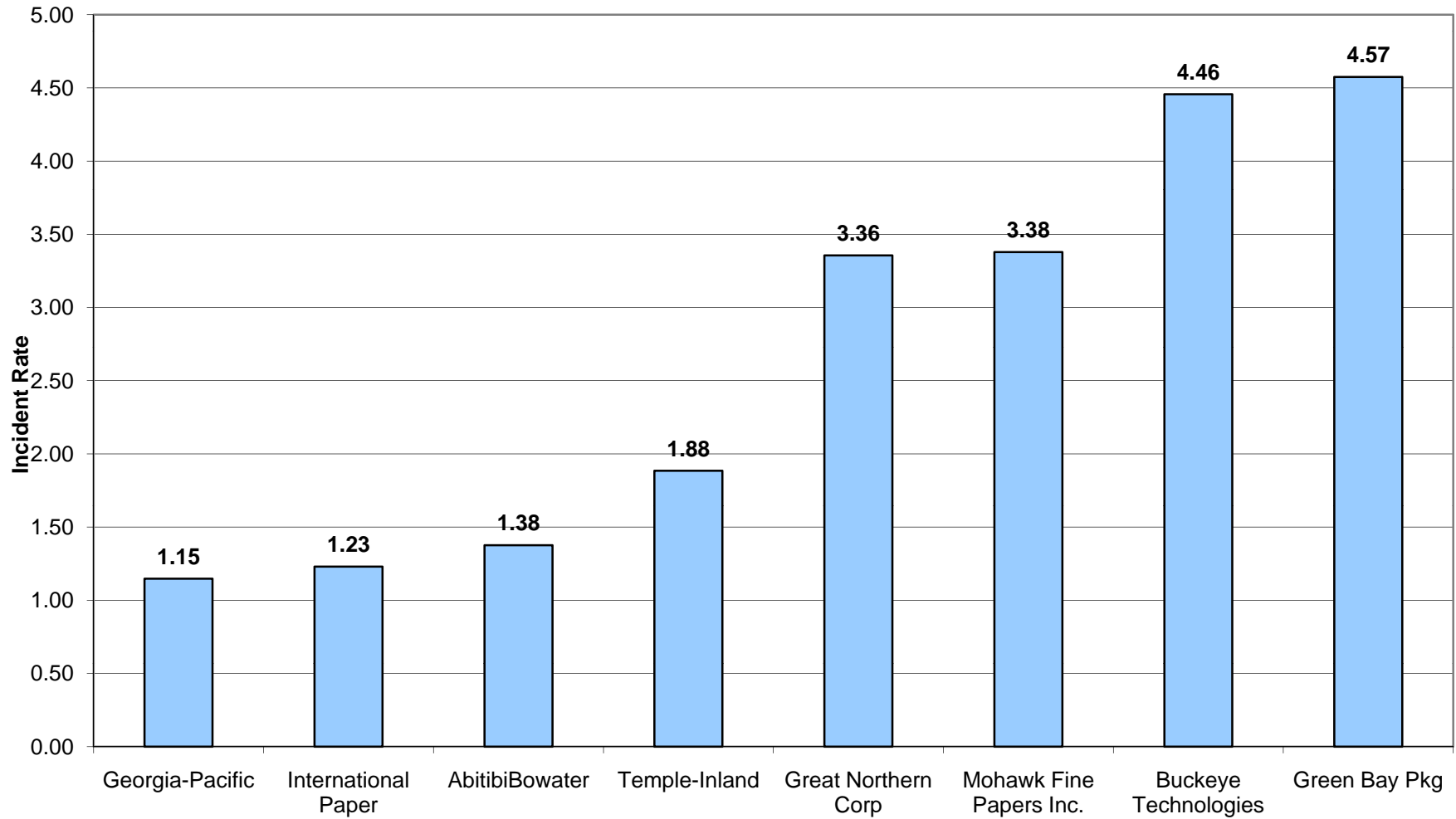
**2008 PPSA Year End Benchmark  
Gypsum**



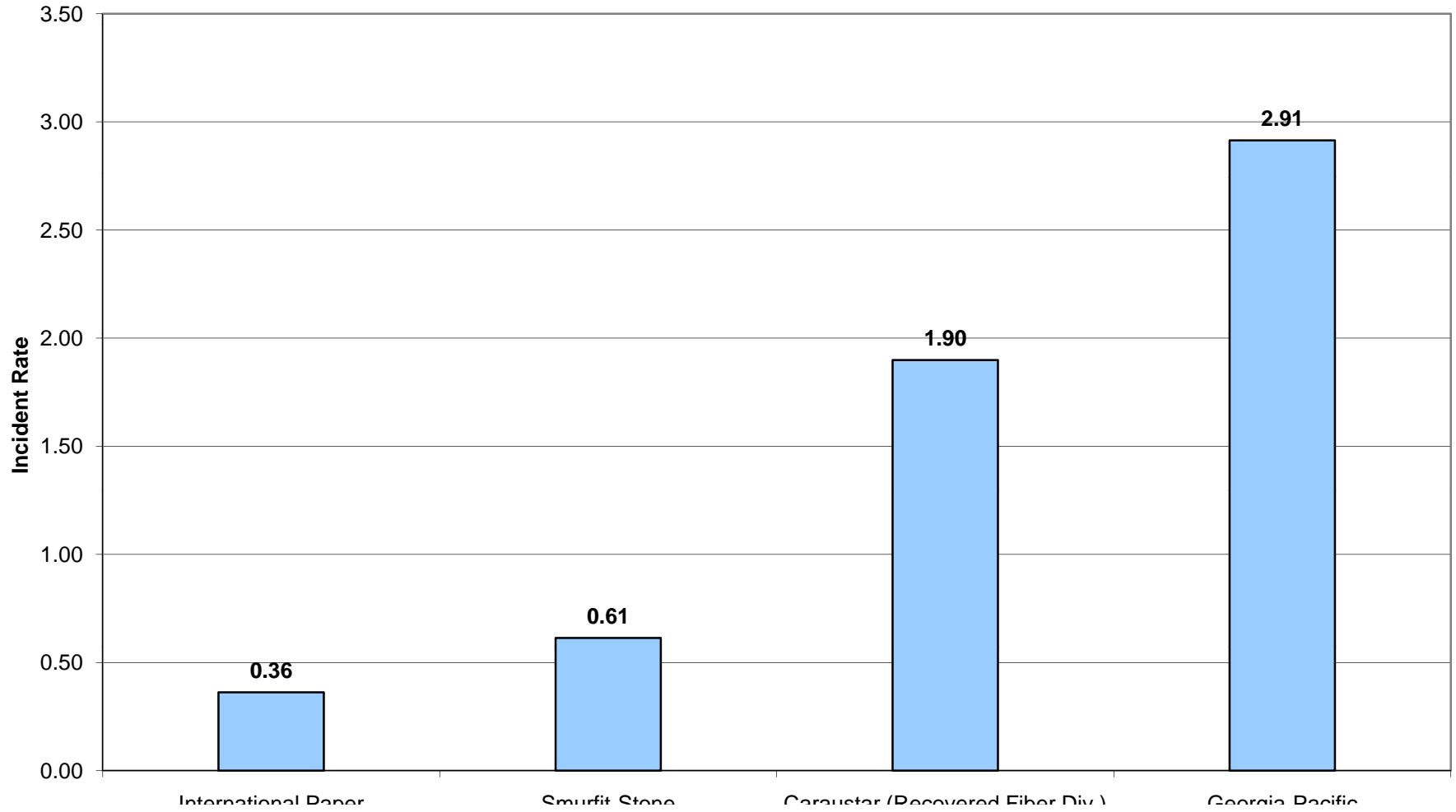
## 2008 PPSA Year End Benchmark Paper, Pulp & Newsprint Mills



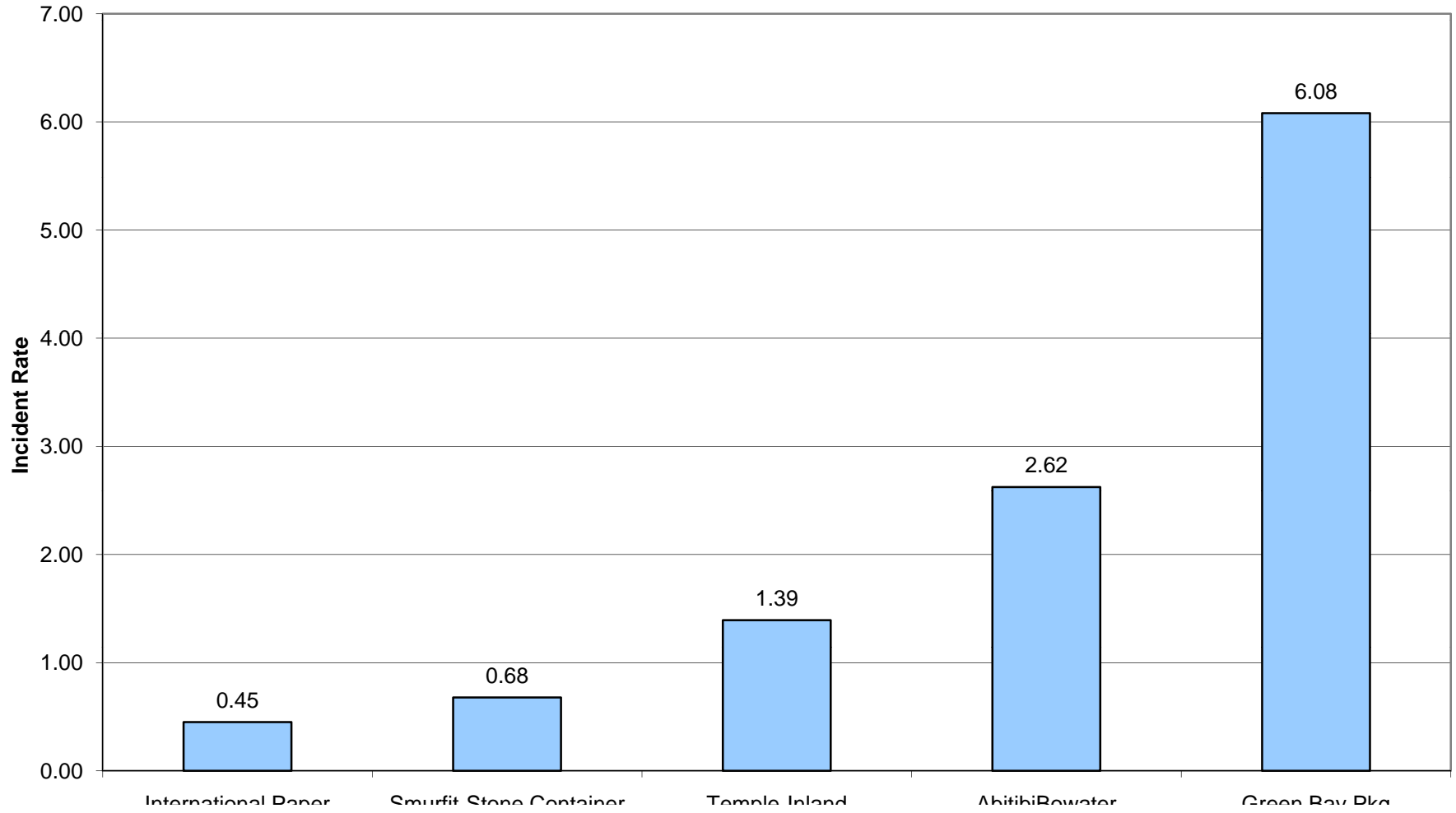
## 2008 PPSA Year End Benchmark Other Paper Converting



## 2008 PPSA Year End Benchmark Recycle Collection



**2008 PPSA Year End Benchmark  
100% Recycle Mills**



**2008 PPSA Year End Benchmark  
Corrugated Converting/Corrugated Plants**

